

# BEGINNING SOUND PUZZLES

## SKILL-

Practicing letter sounds and digraphs (two letters that make just one sound like CH in chair and SH in shark).

## NOTE-

*If your child is just beginning to read...*

Give him a few of the letter puzzles to solve at a time so that he doesn't get overwhelmed.

*If your student is ready for a challenge...*

Give him all 26 letter sound puzzles to solve at once OR give him the digraph puzzles to work on instead.


## PREP-

Print the cards and cut along the black lines to separate the pieces.

## PLAY-


Students pick up one picture at a time, name the word, and find the matching letter (or digraph) to complete the puzzle.

Play continues until they've solved all of the puzzles in the stack.




SET ONE


Letter Sounds




Aa




Cc




Ee




Bb



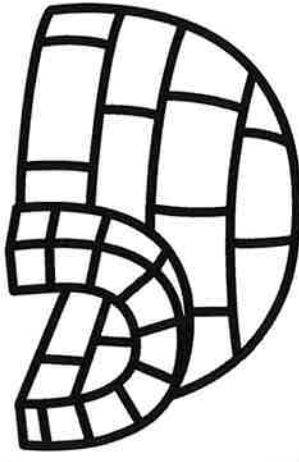
Dd




Ff




Kk



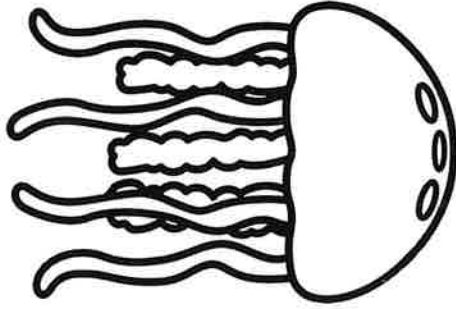
Ii



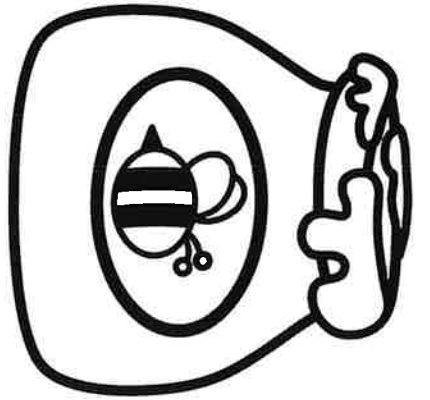
Gg




Ll




Jj




Hh




Mm



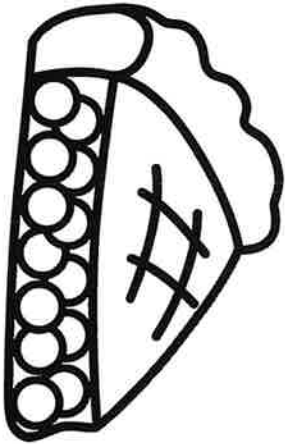
Oo




Qq



Nn




Pp



Rr




Ww



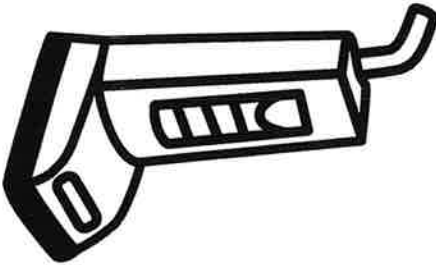
Uu




Ss



Xx



Vv



Tt